

LEARNZ Virtual Field Trip

An Example of a Planning Sequence

This example of a short-term lesson sequence for primary schools makes use of all field trip components for a 3-day virtual field trip.

However, the flexibility of LEARNZ means that teachers can use as many or as few of the components as they wish. Teachers who are involved for the first time may wish to choose just one or two.

Teachers, visit the [Support Section](#) of the LEARNZ website for more information on:

- [Getting started with LEARNZ](#)
- [The ambassador programme](#)
- [Taking part in web conferences](#)



This plan includes the following components of a **LEARNZ Virtual Field Trip**.

- planning using the online curriculum links
- using online and printable background information
- using online interactive self-marking plus other activities
- using daily field trip diaries with photos and inquiry questions
- using daily field trip video clips and inquiry questions
- using Twitter for live updates and information/thought sharing
- putting questions to experts during live web conferences
- listening to web conferences while completing related tasks
- posting spontaneous questions during the informal web conference session
- completing web conference summaries
- sending a class ambassador, viewing the ambassador's daily web page updates
- completing a field trip evaluation





An Example of a Planning Sequence

Timeline	6 weeks before field trip	4 weeks prior	2 weeks prior	Thursday	Friday	The week prior Monday	Tuesday	Wednesday	Thursday	Friday	
Suggested teacher and classroom activities	Decide to take a virtual field trip. Register with LEARNZ Log onto MyLEARNZ and enrol class(es) in selected field trip(s)	Plan the field trip to fit with class, term and year plan. Select AOs. Send class login home with students so parents can follow field trip.	Plan field trip (3-4 weeks) into your daily timetable Select background readings and activities for class/group sessions. Plan to ask questions in web conferences. Plan to listen to others	Set scene with class - "Let's go on a field trip to ... What might we see, what could we find out? ..." Introduce field trip location and themes, guests, website material. Create field trip display in classroom.	Develop questions about the web conference topics	Read about the LEARNZ field trip teacher's ambassador. Select class ambassador to send on trip. Write up summary of ambassador's life plus hopes and dreams for field trip.	Develop and find answers for questions about web conference topic Add ambassador photo to field trip display in your classroom.	Summarise the unanswered questions on the web conference topics into 10 "fat" questions for each	Class prepares short assembly item to share with team, school or principal about their adventures next week. Teacher checks web conference equipment, tests connection into the LEARNZ meeting room, organise a test with the LEARNZ team to check sound quality etc.	Present short assembly item. Call another school or a parent and have class practise asking questions	During brainstorming, keep a chart of unanswered questions. Summarise later to form "FAT" questions to ask in your web conference.
Teacher contact with LEARNZ team	Join LEARNZ group on VLN for this field trip and get ideas from other teachers.	Receive newsletter #1	Receive newsletter #2 Send email to book in to web conferences including date, time NB: ONLY speaking schools need to book, as they ask questions live.			Sign-up class ambassador online, include details from class discussion Receive ambassador confirmation email. Post ambassador to address supplied by LEARNZ Teacher in a personal email.		Email 10 "fat" questions for each web conference topic to andrew.penny@core-ed.org		Receive newsletter #3. Receive confirmed web conference questions to ask. Receive email - ambassador arrived.	
Online Material available	Complete Registration & Enrolment. Review field trip Summary.	Web Site goes live. Background readings.	Web conference timetable confirmed, expert profiles, locations.	Field trip website		Class ambassador pages				Web conference questions online	
		Check home page of field trip for daily additions to the site									


The LEARNZ Team is available for support, web conference practise and general inquiries.

 Email andrew.penny@core-ed.org

An Example of a Planning Sequence (continued)

Timeline	Field trip week Monday	Tuesday	Wednesday	Thursday	Friday	First week after Monday	Tuesday	Wednesday	Thursday	Friday
Suggested teacher and classroom activities	Finish off previous week's field trip tasks and activities. Discuss expectations and hopes for field trip. Print or bookmark questions for three days of web conferences. Get live updates on Twitter – follow @andrewpenny01 + share/contribute with student tweets.	Read Mon diary. Read Mon ambassador diary. Find travel routes to field trip location on LEARNZ Homepage map. Listen to today's web conference Take part in Backchannel. Write summary for today's web conference. Ask questions in your booked web conference (Tue or Wed or Thu).	Read Tue diary. Watch Tue videos, answer questions. Read Tue ambassador diary. Listen to today's web conference Take part in informal question session. Write summary for today's web conference.	Read Wed diary. Watch Wed videos, answer questions. Read Wed ambassador diary. Listen to today's web conference Take part in informal question session. Write summary for today's web conference.	Read Thu diary. Watch Thu videos, answer questions. Read Thu ambassador diary.	Review expectations and hopes for field trip. Create chart of highlights. Create individual records of the trip - include images and experiences.	Create individual records of the trip - include images and experiences.	Present individual records of the trip to class, team, assembly or parents. Summarise trip for assessment.	Teacher completes online evaluation of the field trip, including student feedback.	Share learning online via blog or wiki or class web site. Publicise in school newsletter and/or BOT report.
Teacher contact with LEARNZ team			Send web conference summary to LEARNZ Teacher – andrew.penny@core-ed.org			Receive newsletter #4		Receive thank you email and certificate for participating in web conference and/or sending an ambassador		
Online Material available		Diary #1 Monday	Diary #2 Tuesday	Diary #3 Wednesday	Diary #4 Thursday	Review field trip components. Web conference summaries.	Review field trip components. Web conference summaries.	Field trip website. Web conference summaries.	Field trip website. Web conference summaries.	Field trip website. Web conference summaries.
	Ambassador update	Ambassador update Videos with questions (answers in Resources) Web conference – daily recordings								
Check home page of field trip for daily additions to the site									Fourth week after Receive newsletter #5. Evaluation Prize winner drawn Choose next field trip, enrol class.	
 The LEARNZ Team is available for support, web conference practise and general inquires.  Email andrew.penny@core-ed.org										